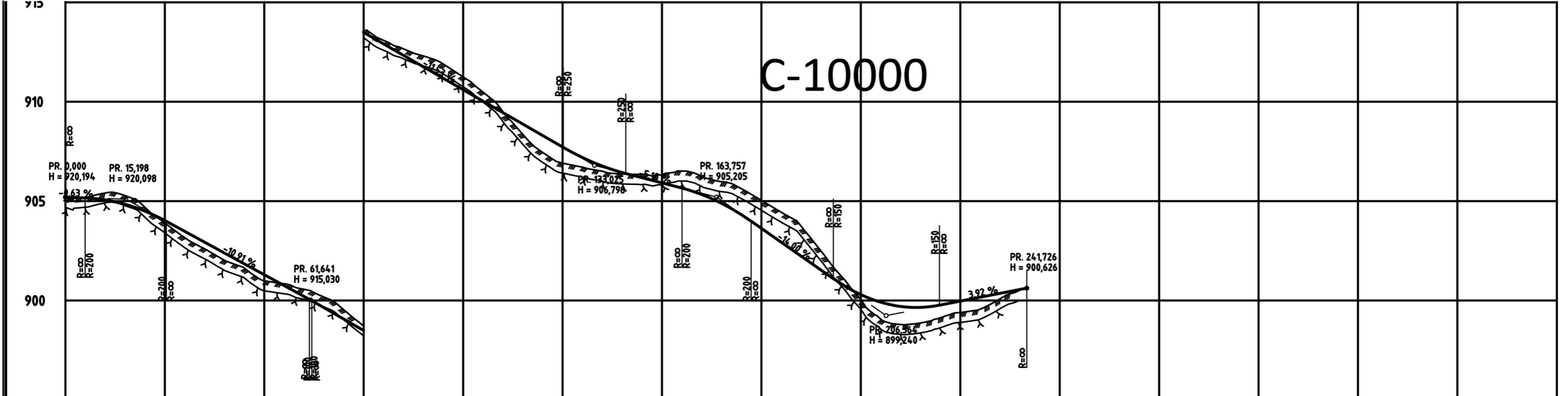


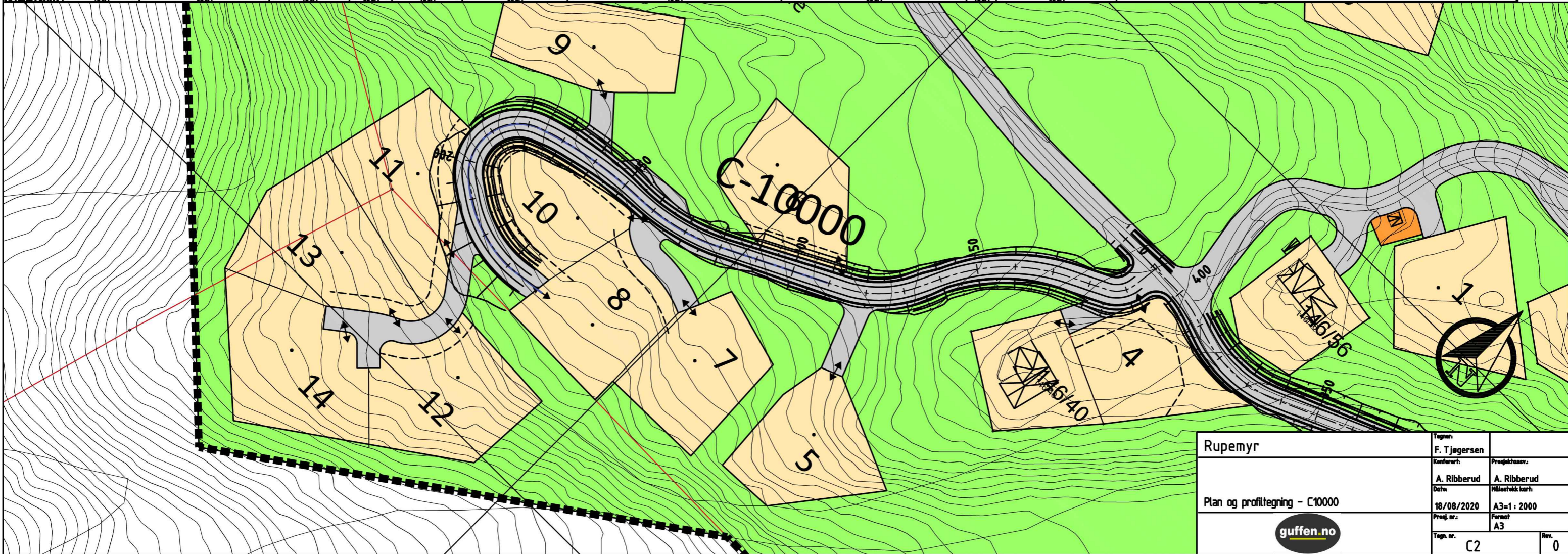
Rupemyr		Tegner:	Rev date:
Oversiktstegning		F. Tjøgersen	25/08/2020
		Konferert:	Prosjektansv.:
		A. Ribberud	A. Ribberud
		Date:	Målestokk kart:
		21/08/2020	A3=1 : 2000
		Prosj. nr.:	Format:
			A3
		Tegn. nr.	Rev.
		C1	1



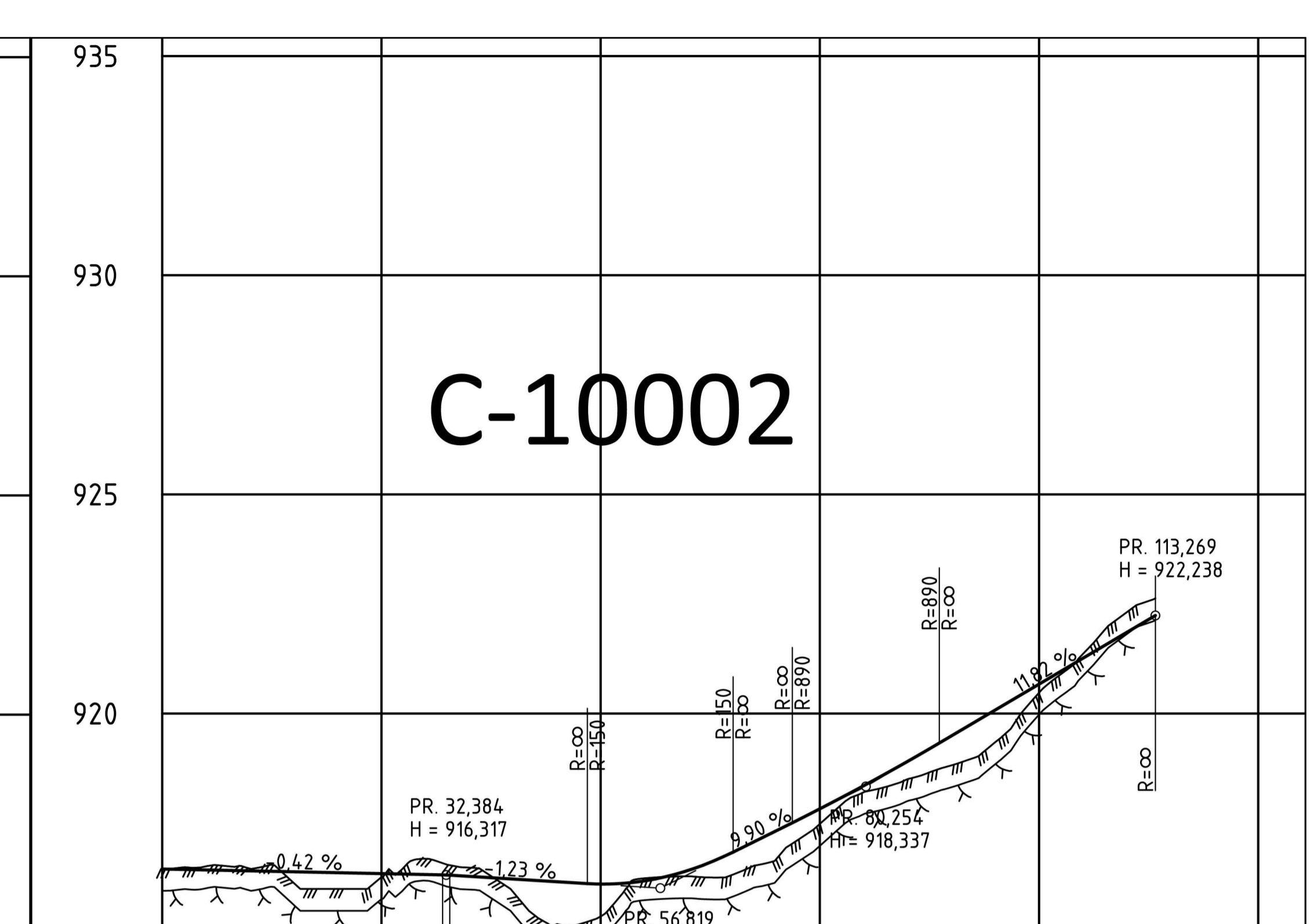
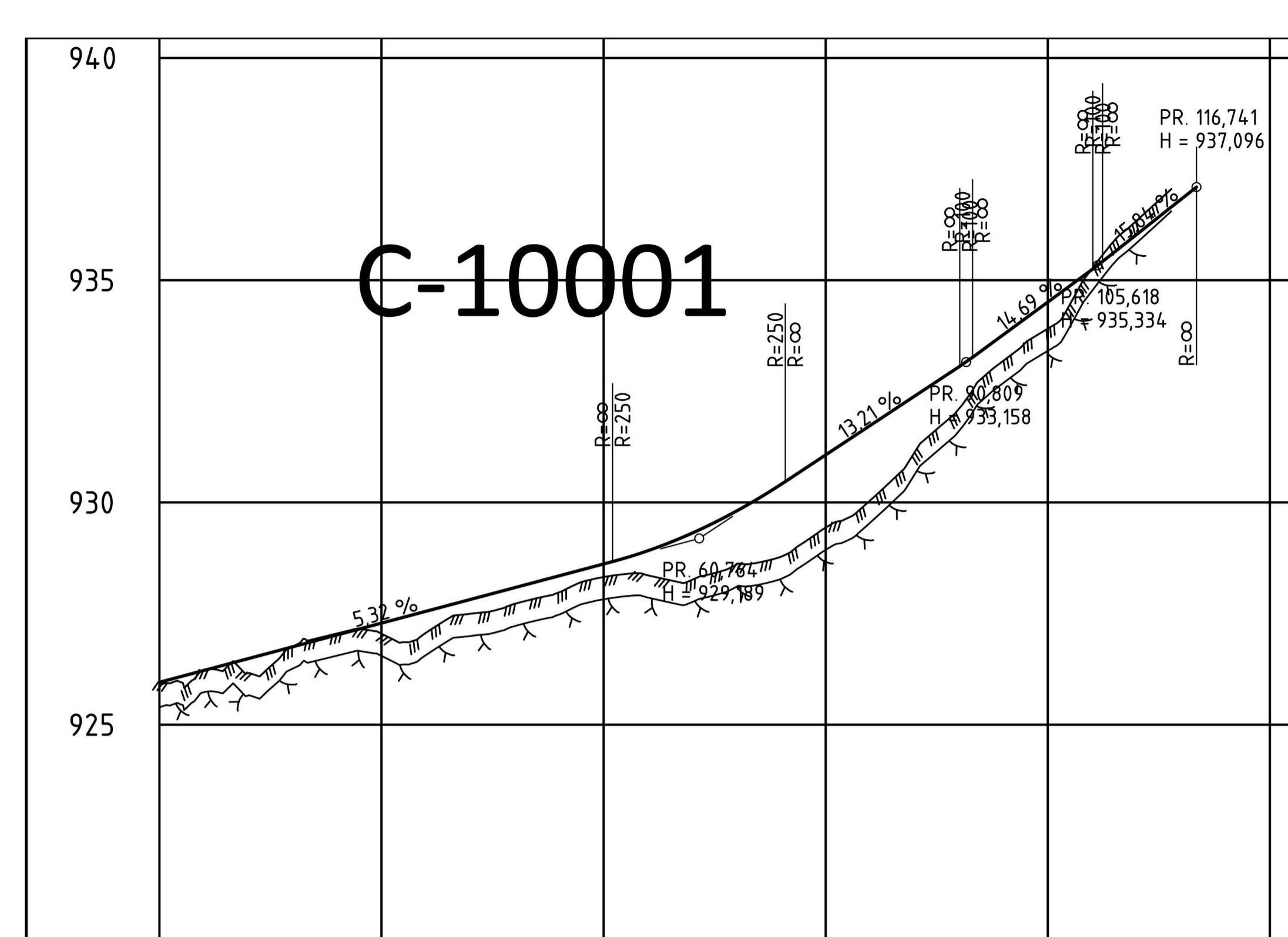
C-10000



PROFIL NR.	25	50	75	100	125	150	175	200	225	250	275	300	325	350	375
HOR.KURV.	R=∞	R=∞	R=∞	R=50	R=∞	R=30	R=∞	R=60	R=∞	R=100	R=40	R=13	R=∞	R=33	R=∞
BREDDENY.															
TVERRFALL															
H.k.b.k. %	0,0%	0,0%	0,0%	0,0%	3,0%	3,0%	3,0%	3,0%	0,0%	3,0%	3,0%	0,0%	0,0%	3,0%	3,0%
V.k.b.k.															
PROFIL H.	920,194	920,098	915,030	915,030	915,030	915,030	915,030	915,030	915,030	915,030	915,030	915,030	915,030	915,030	915,030
TERRENG H.	920,194	920,098	915,030	915,030	915,030	915,030	915,030	915,030	915,030	915,030	915,030	915,030	915,030	915,030	915,030
OVERBYGN.T.	45CH	65CH	45CH	65CH	45CH	65CH	45CH	65CH	45CH	65CH	45CH	65CH	45CH	65CH	45CH

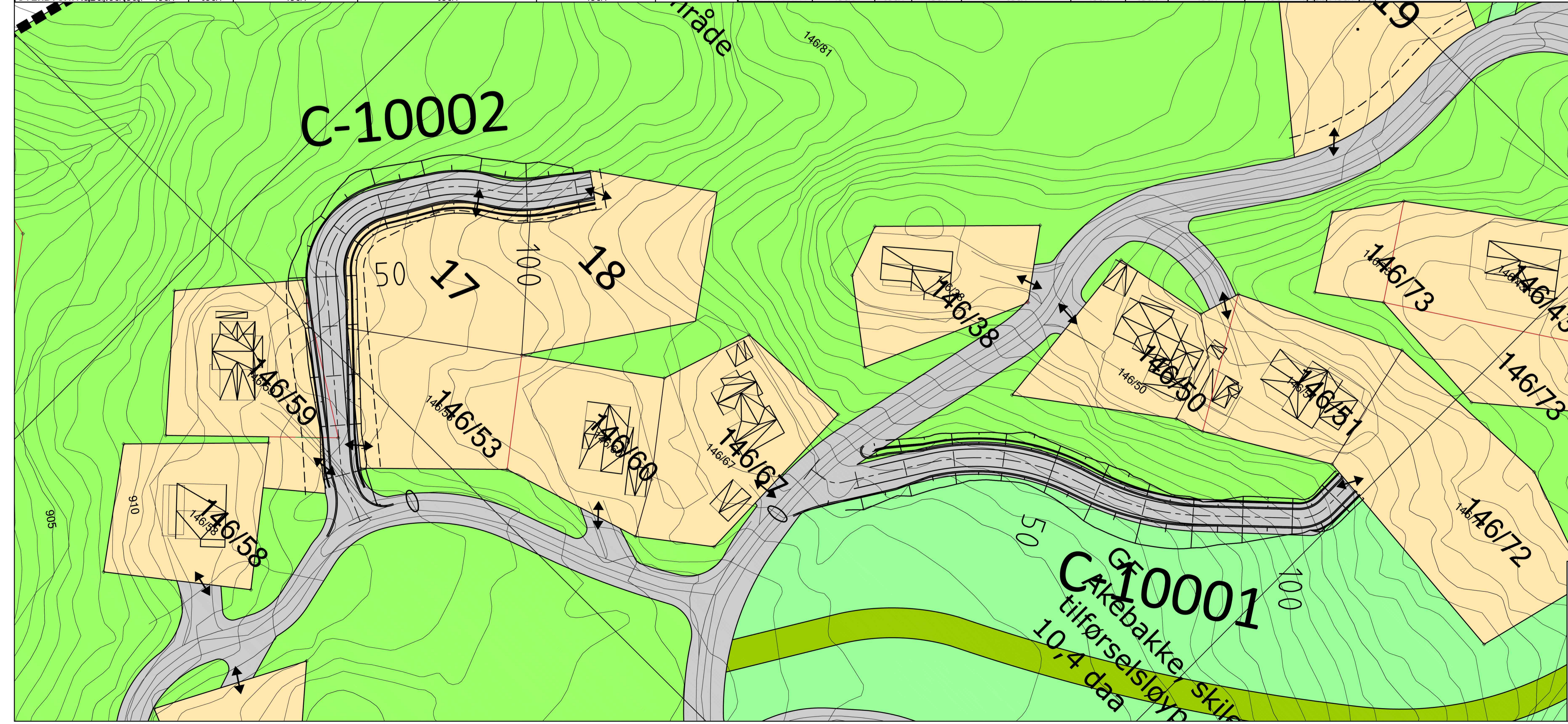


Rupemyr		Tegner:	F. Tjøgersen
Plan og profiltegning - C10000		Konferert:	A. Ribberud
guffen.no		Dato:	18/08/2020
		Prosj. nr.:	A3
		Tegn. nr.:	C2
		Rev.:	0



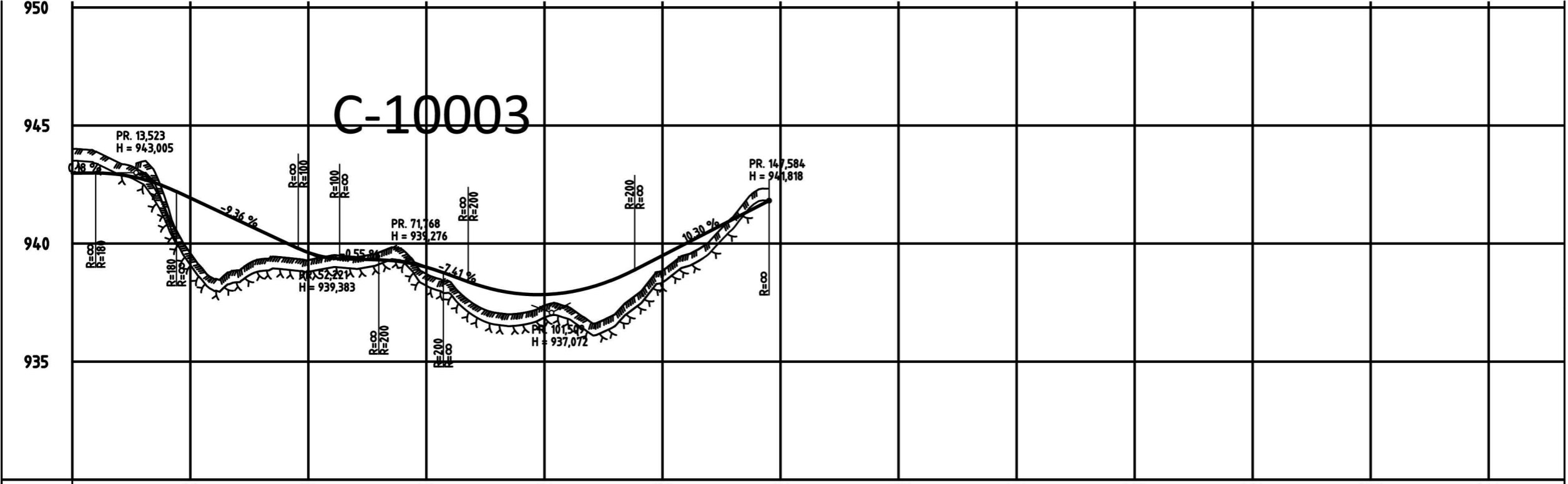
PROFIL NR.	0	25	50	75	100	125
HOR.KURV.	R=∞	R=∞	R=45	R=∞	R=-55	R=∞
BREDEDEUTV.	1,80m 1,80m	0,85m 0,85m	0,00m	0,00m	0,00m	0,00m
TVERRFALL	H.kj.b.k. 0,0%	0,0%	0,0%	3,0%	3,0%	3,8%
V.kj.b.k.	0,0%	0,0%	0,0%	3,0%	3,0%	3,8%
PROFIL H.	925,95	926,27	926,75	927,05	927,29	927,55
TERRENG H.	925,95	926,27	926,75	927,05	927,29	927,55
OVERBYGN.T.	45CM	45CM	45CM	65CM	45CM	45CM

PROFIL NR.	0	25	50	75	100	125
HOR.KURV.	R=∞	R=15	R=∞	R=15	R=∞	R=25
BREDEDEUTV.	1,80m 1,80m	1,80m 1,80m	1,50m 1,50m	1,50m 1,50m	1,50m 1,50m	1,50m 1,50m
TVERRFALL	H.kj.b.k. 0%	0%	3,0%	3,0%	3,0%	3,0%
V.kj.b.k.	0%	0%	3,0%	3,0%	3,0%	3,0%
PROFIL H.	916,43	916,46	916,44	916,39	916,37	916,35
TERRENG H.	916,43	916,46	916,44	916,39	916,37	916,35
OVERBYGN.T.	45CM	65CM	45CM	65CM	45CM	65CM

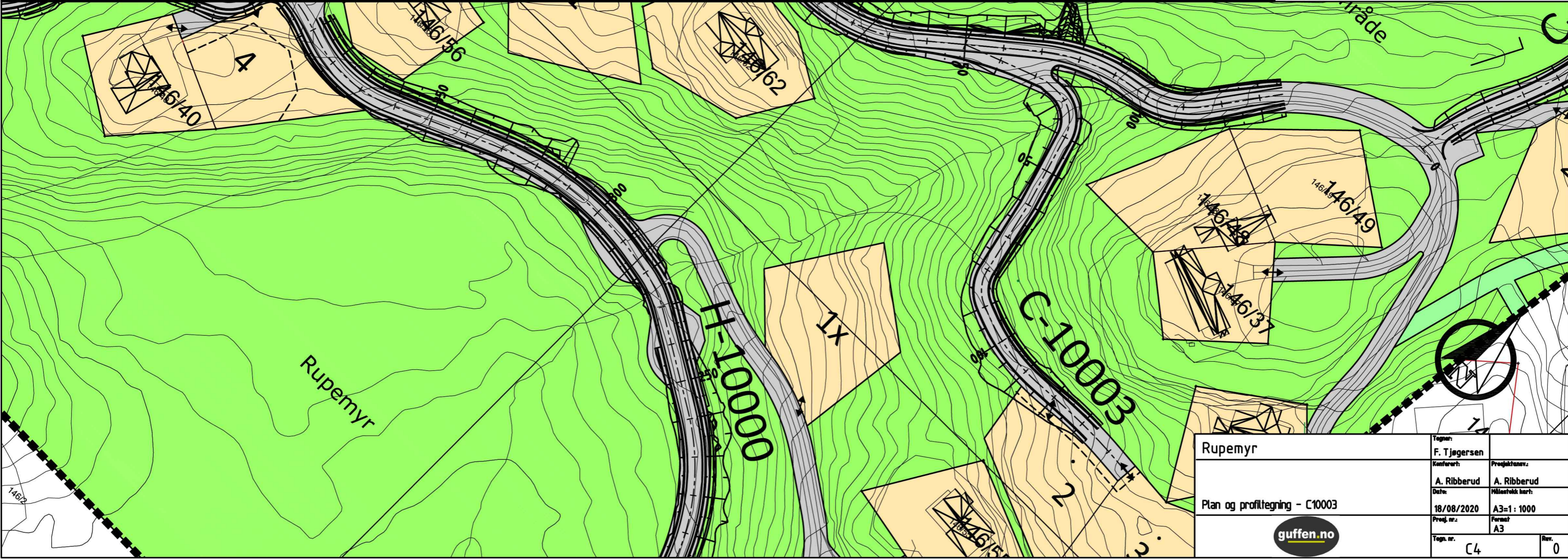


Rupemyr		Tegner:	F. Tjøgersen
		Konferert:	A. Ribberud
Plan og profiltegnning :: C10001 og C10002		Proj. nr.:	18/08/2020
		Målestokk kart:	A3=1 : 1000
		Format:	A3
guffen.no		Tegn. nr.:	C3
		Rev.:	0

C-10003



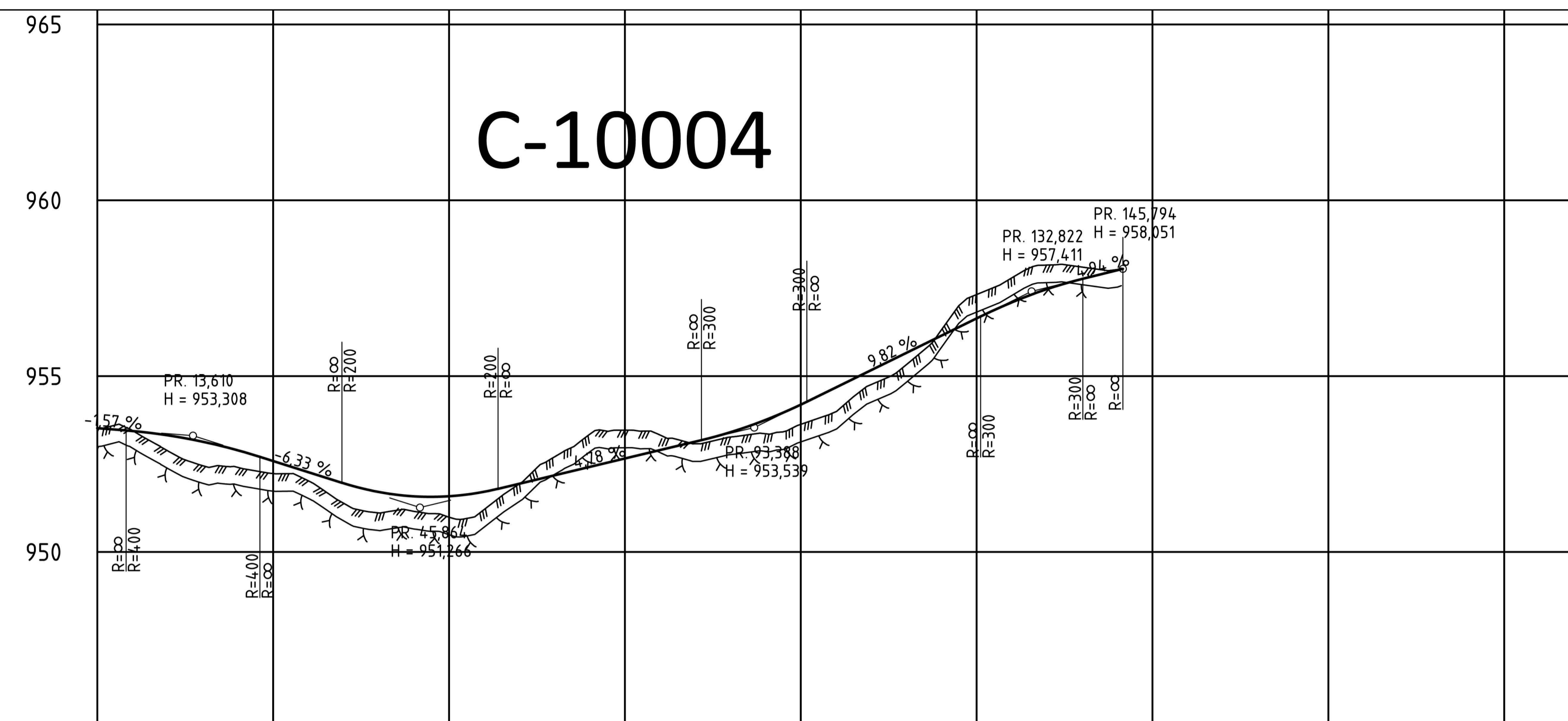
PROFIL NR.	25	50	75	100	125	150	175	200	225	250	275	300
HOR.KURV.	R=∞	R=∞	R=10	R=∞	R=10	R=50	R=∞	R=150	R=∞			
BREDEUTY.												
TVERRFALL												
H.k.b.k. %												
V.k.b.k.												
PROFIL H.	943.99	942.93	942.73	941.93	939.28	939.34	939.31	939.00	938.67	938.30	937.02	937.87
TERRENG H.	943.44	942.93	942.73	941.93	939.28	939.34	939.31	939.00	938.67	938.30	937.02	937.87
OVERBYGN.T.												



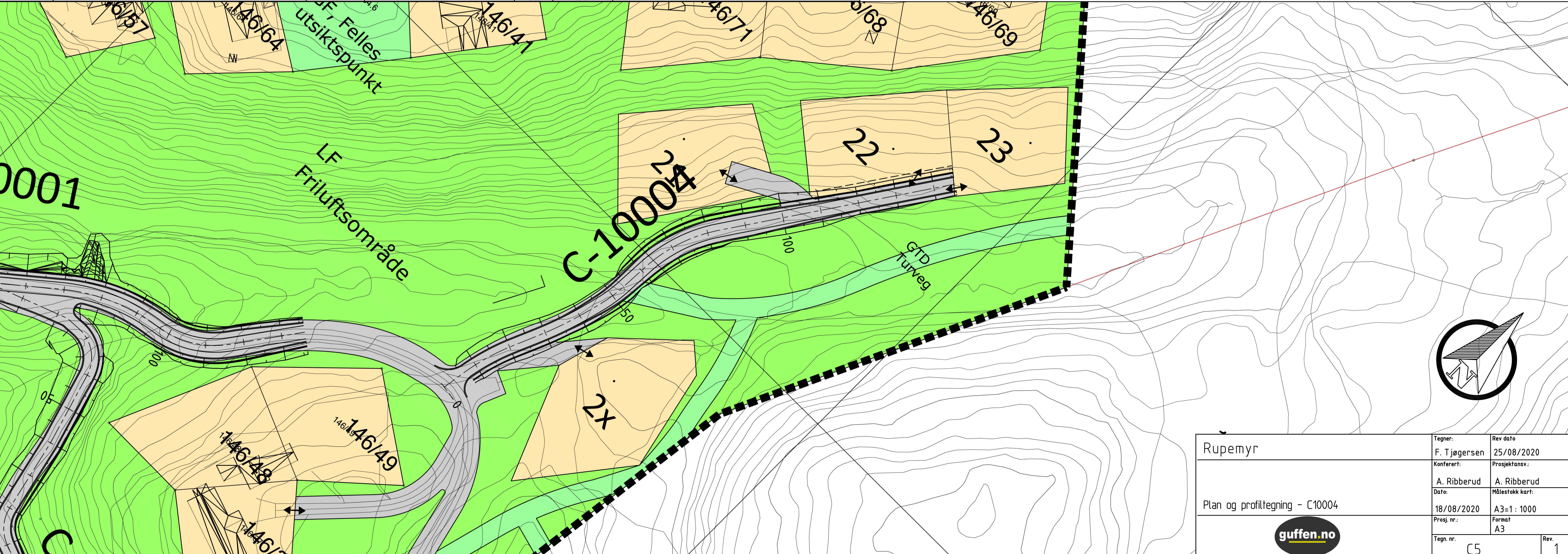
Rupemyr		Tegner:	F. Tjøgersen
		Konferert:	A. Ribberud
Plan og profiltegning - C10003		Prosjektnevr:	A. Ribberud
		Dato:	18/08/2020
		Målestokk kart:	A3=1:1000
		Prosj. nr.:	A3
		Tegn. nr.:	C4
		Rev.:	0



C-10004



PROFIL NR.	0	25	50	75	100	125	150	175	200
HOR.KURV.	R=∞	R=60	R=∞	R=-100	R=-140	R=∞	R=40	R=∞	R=∞
BREDDUTV.						1,20m	1,20m		
TVERRFALL									3,0%
PROFIL H.	953,44	952,88	952,45	952,03	951,38	951,11	951,58	950,99	951,76
TERRENG H.	953,4	952,88	952,45	952,03	951,38	951,11	951,58	950,99	951,76
OVERBYGN.T.		65CM		45CM		65CM	45CM		65CM



Rupemyr	Tegner:	F. Tjøgersen	Rev dato	25/08/2020	
	Konferer:	A. Ribberud	Prosjektansv.:	A. Ribberud	
	Date:	18/08/2020	Målestokk kart:	A3=1 : 1000	
	Prosj. nr.:		Format	A3	
Plan og profittegning - C10004		Tegn. nr.	C5	Rev.	1